



FY 2020-2021 Revised Draft Budget June 10, 2020



SFEnvironment

Our home. Our city. Our planet.

A Department of the City and County of San Francisco





Agenda

- Mayor's Updated Directive
- Annual Appropriation Budget (AAO) as Submitted
February 21, 2020
- Where We are Today
- Questions






Current State of City's Budget

The Mayor's Budget Office now projects an estimated \$1.7 billion General Fund shortfall for through FY 2022

Additional billion-dollar deficits in FY 2023 and FY 2024.

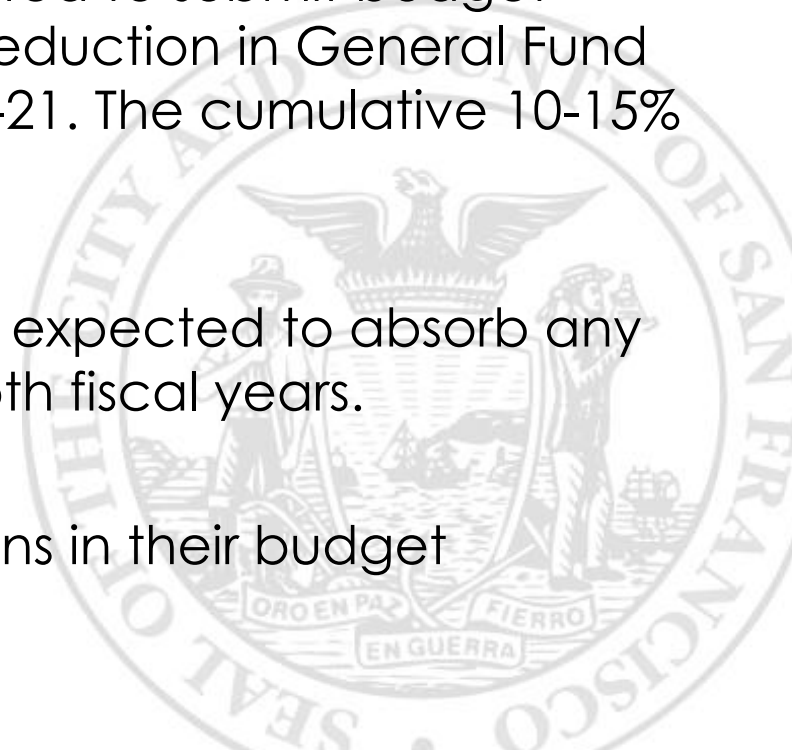
These figures assume NO additional COVID-related costs in those budget years.





Revised Budget Instructions

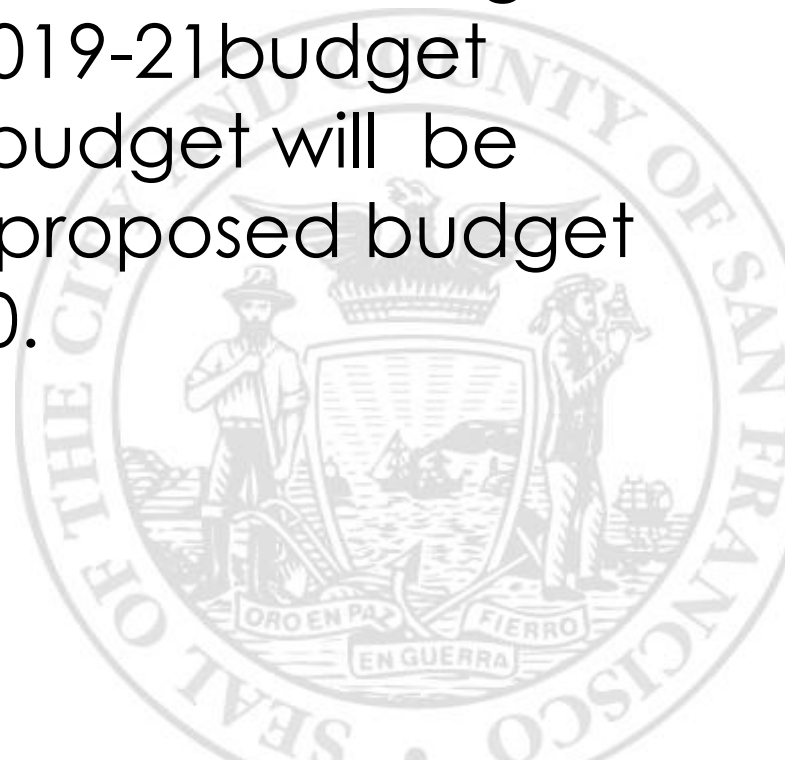
- For FY 2020-21, departments are instructed to submit budget requests that reflect a 10% reduction in General Fund support with an additional 5% contingency reduction plan. The entire 10%-15% savings proposal must be on-going.
- For FY 2021-22, departments are instructed to submit budget requests that reflect an additional 5% reduction in General Fund support if it was not required in FY 2020-21. The cumulative 10-15% two-year savings must be on-going.
- Non-General Funded departments are expected to absorb any increases in their operating costs for both fiscal years.
- Departments must not add new positions in their budget submissions.





Filling the Gap: July 1 – October 1

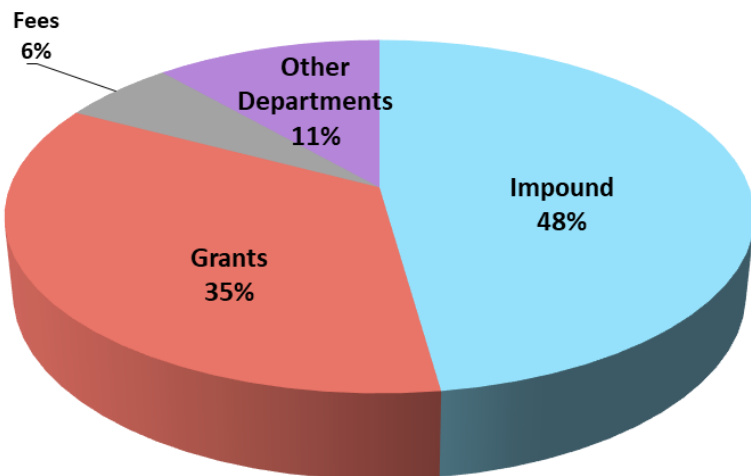
An interim budget will be adopted on July 1st, 2020 that consists of the base FY 2021 budget as approved during the FY 2019-21 budget cycle currently in-force. This budget will be operational until the revised proposed budget is signed on October 1st, 2020.





Budget as Submitted February 21, 2020

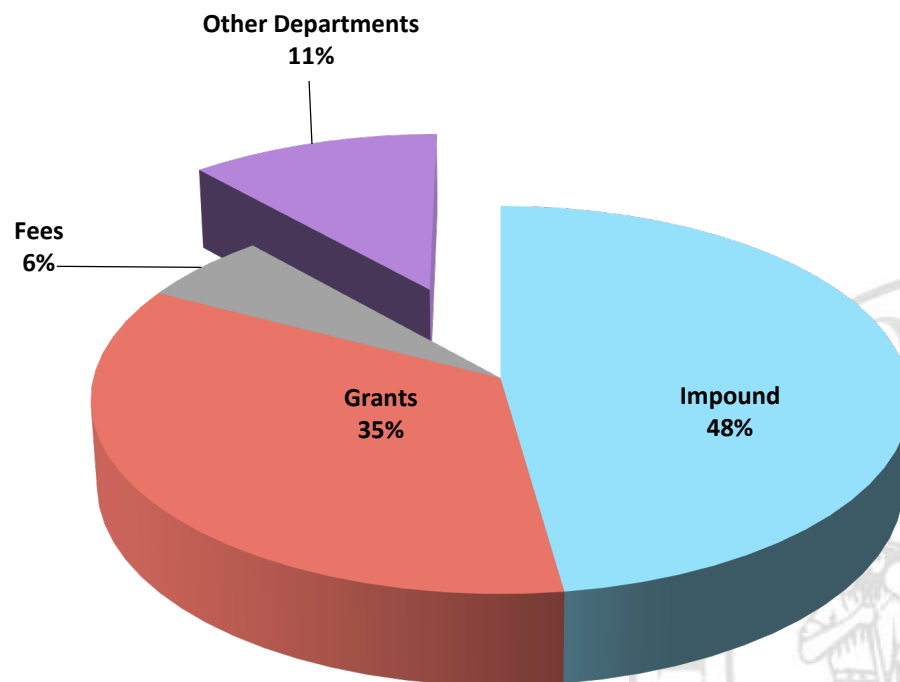
Revenue Breakdown by



| Revenue | 2020 - 2021 |
|--|----------------------|
| Impound | \$ 13,198,228 |
| Grants | \$ 9,660,983 |
| Fees | \$ 1,598,500 |
| Other Departments | \$ 3,167,842 |
| Total | \$ 27,625,553 |
| | |
| Expenses | 2020 - 2021 |
| <i>Salaries, benefits & overhead</i> | \$ 13,766,233 |
| <i>Non-Personnel Services</i> | \$ 10,388,060 |
| <i>Grants</i> | \$ 568,294 |
| <i>Materials and Supplies</i> | \$ 330,187 |
| <i>Services of Other Departments</i> | \$ 2,572,779 |
| Total | \$ 27,625,553 |




Importance of Work Orders





Work Order Funding by Program

| Program | Work Order funding |
|----------------------|---------------------|
| Zero Waste | \$ 365,280 |
| Toxics Reduction | \$ 233,567 |
| Green Building | \$ 253,679 |
| Outreach | \$ 91,265 |
| Transportation EV | \$ 645,560 |
| Clean Transportation | \$ 528,081 |
| Climate | \$ 522,667 |
| Energy | \$ 230,652 |
| Biodiversity | \$ 140,924 |
| Urban Forest | \$ 156,167 |
| Total | \$ 3,167,842 |






Key Dates

FY 2020-2021 Revised Budget Process

- **May 18th** – Revised budget instructions released to departments
- **June 10th** – Draft revised budget presented to Environment Commission
- **June 12th** – Balanced revised departmental budget due to Mayor's Office
- **August 1st** – Mayor proposed balanced budget to Board of Supervisors
- **August 12th** – First budget hearing for Environment
- **August 19th** – Second and final budget hearing for Environment
- **September** – Budget considered at Board of Supervisors
- **October 1st** – Mayor signs budget





Questions?



SF Environment

Our home. Our city. Our planet.

A Department of the City and County of San Francisco

© 2017 SF Environment All Rights Reserved

The author of this document has secured the necessary permission to use all the images depicted in this presentation. Permission to reuse or repurpose the graphics in this document should not be assumed nor is it transferable for any other use. Please do not reproduce or broadcast any content from this document without written permission from the holder of copyright.